



CSK Recipe Calendar

Addressing Food Insecurity

How can we ensure families use the CSK Food bank properly?

Naija D.Amaya P.

Coretta Scott King Young Women's Leadership Academy

Atlanta, GA, USA

# Engage:

What challenges does your project address? Our challenge is to address food insecurity in our community. This falls under goals zero hunger and good health and well-being/ Our community is the westside of Atlanta, Ga. It is recognized as a food desert the closest supermarket is over 5 miles away.

Why did your team select this topic or challenge? We chose this challenge because it is in our community and everyday life.

How is it a real-world problem or concern? Not having supermarkets in our community means traveling further to get quality and fresh foods. Our school provides a limited amount of free nutritious food but figuring out what to cook with it is a challenge.

# Investigation:

Once we decided to create an app to inform the community about various recipes for the food provided is when some of the challenges began. While creating the app, we noticed that some code was repeated a lot, it let us know that we could've possibly used a function/procedure to simplify the code so it can run more efficiently. We feel that the app will be of good use because so many people have food in their houses that they don't know what to do with so now with recipes, you put them to use.

# Action:

Our solution to food insecurity was to create an app with recipes using the ingredients provided by our food truck. This app will help families who frequent the food truck with ideas on what to cook with what we have.

To post the app on the school website, you'd just upload a QR or link to the app. Each screen has a home and library button that helps you navigate through the app. We plan on using our glow forge to create signs to post in the community about the food truck and our app once the laser printer is installed.

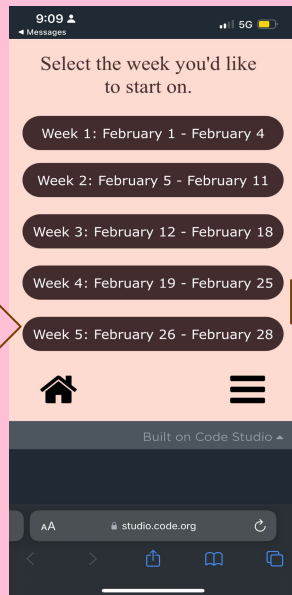
To post the app on the school website, you'd just upload a QR or link to the app. Each screen has a home and library button that helps you navigate through the app.



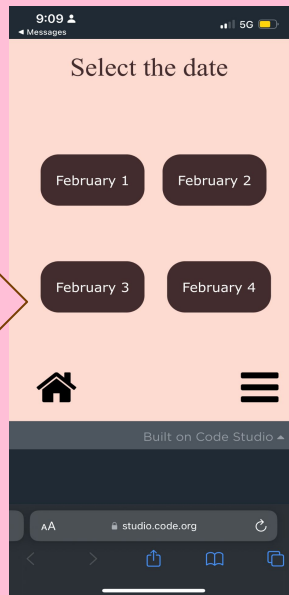
The home screen




This screen holds a list of the food truck ingredients for February



This screen organizes the dates according to week



On this screen, you can select the date of the recipe you'd like to try.



This screen with name the used ingredients and the recipe